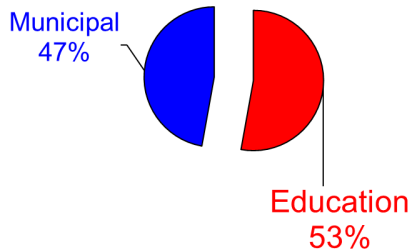




• where agriculture and industry meet •

2022 Tax Levy Breakdown



Year	Municipal	Education
2016	47%	53%
2017	45%	55%
2018	44%	56%
2019	44%	56%
2020	43%	57%
2021	44%	56%
2022	47%	53%

If you want information regarding the Education amounts of your Property Tax Bills please view information supplied on the additional Education Levy Information Insert.

ASSESSMENT

Every couple of years the Provincial Assessment Department conducts a Province wide reassessment. The next re-assessment will take place in 2022 and be effective for 2023. The current assessment is based on the market value as of April 1, 2020.

MUNICIPAL PORTION

The Rural Municipality of Morris has recently approved its municipal budget. In 2021 the Municipality budgeted to collect municipal taxes in the amount of \$4,290,520.11 and in 2022 this amount is budgeted to be \$4,913,114.86.

In 2022 the Rural Municipality of Morris has budgeted expenditures totaling \$7,247,767.61, excluding education payments. The graph on the next page shows where the budget has been allocated.


PLEASE NOTE THAT THE TAXES ARE DUE ON OCTOBER 25th, 2022. PAYMENT AFTER THIS DATE WILL RESULT IN ADDITIONAL INTEREST CHARGES.

FOR THOSE WHO WISH TO TAKE ADVANTAGE OF A 1.5% DISCOUNT, YOU MAY DO SO UP UNTIL JUNE 24th, 2022.

TAX NOTICES SHOWING TAX ARREARS HAVE INTEREST CHARGES CALCULATED UNTIL May 31st, 2022.

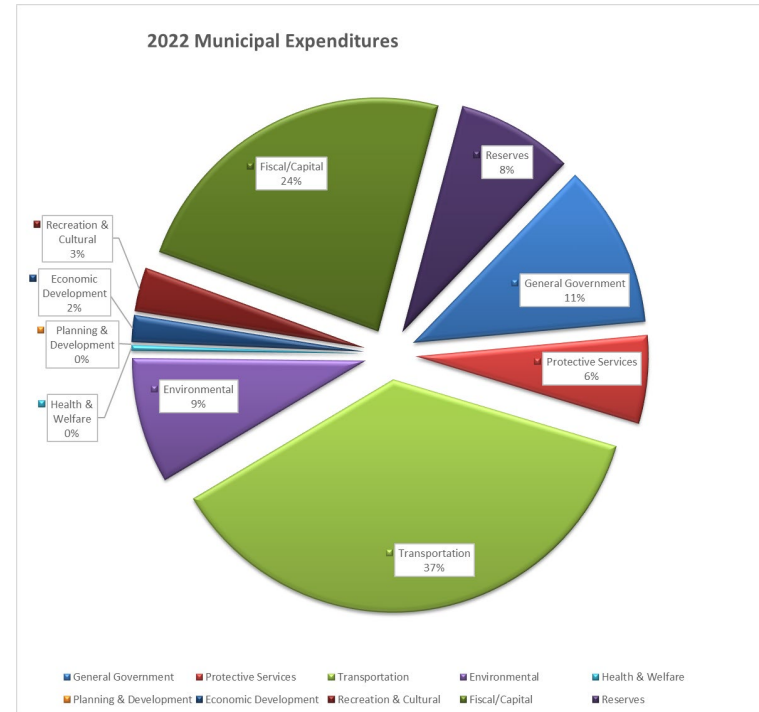
Please bring your tax notices when making payment, or send stubs if mailing.

We also have the ability to take payments via electronic payment. Check with your financial institution. New this year is

the  system which allows you to pay taxes via credit card. OPTION PAY does charge a service fee.

Rural Municipality of Morris Expenditures for 2022

The Municipalities 2022 expenditure breakdown can be shown on the graphic below.



We trust that this information will prove helpful in showing you how your tax dollars are spent. Should you have any questions please call a member of Council as listed or the Rural Municipality of Morris Administration Office (746-7300) or stop by the Municipal Office.

Rural Municipality of Morris Council Members:

Reeve – Ralph Groening	746-5394
Councillors:	
Rick Giesbrecht	746-5355
Merv Dueck	746-5010
Al Rowe	750-1572
Shane Kroecker	209-0375
Scott Siemens	746-4749
Stan Siemens	746-5818

2022 MILL RATE CHANGES

	<u>2021</u> <u>Mill</u> <u>Rates</u>	<u>2022</u> <u>Mill</u> <u>Rates</u>	<u>Increase/</u> <u>(Decrease)</u>	<u>Percent</u> <u>Increase/</u> <u>(Decrease)</u>
Controllable:				
COMMUNITY DISTRICTS:				
LOWE FARM/KANE C.C.D.	0.413	0.410	(0.003)	-0.73%
ROSENORT C.C.D.	0.641	0.626	(0.015)	-2.34%
MORRIS C.C.D.	0.258	0.258	-	0.00%
SPERLING C.C.D. - URBAN	2.230	2.222	(0.008)	-0.36%
SPERLING C.C.D. - RURAL	0.337	0.337	-	0.00%
AUBIGNY C.C.D.	0.306	0.305	(0.001)	-0.33%
GENERAL:				
LOCAL URBAN DISTRICT OF ROSENORT	4.195	4.436	0.241	5.74%
RURAL AREA - THIS INCLUDES ALL LANDS NOT IN THE THE LUD OF ROSENORT	3.318	3.516	0.198	5.97%
GENERAL MUNICIPAL	3.160	4.154	0.994	31.46%
GENERAL MUNICIPAL - Fire Service	0.730	0.763	0.033	4.52%
RESERVES - Fire	0.308	0.304	(0.004)	-1.30%
RESERVES - Machinery Replacement	0.282	0.293	0.011	3.90%
RESERVES - Rosenort Economic Development	0.007	0.008	0.001	14.29%
RESERVES - Economic Development	0.012	0.013	0.001	8.33%
RESERVES - Infrastructure	0.233	0.265	0.032	13.73%
RESERVES - General	0.085	0.089	0.004	4.71%
	<u>2021</u> <u>Mill</u> <u>Rates</u>	<u>2022</u> <u>Mill</u> <u>Rates</u>	<u>Increase/</u> <u>(Decrease)</u>	<u>Percent</u> <u>Increase/</u> <u>(Decrease)</u>
Municipal Only Mill Rates:				
Rural Area Mill Rate - Morris CCD	8.742	10.009	1.267	14.49%
Rural Area Mill Rate - Rosenort CCD	9.125	10.377	1.252	13.72%
Rural Area Mill Rate - Lowe Farm CCD	8.897	10.161	1.264	14.21%
Rural Area Mill Rate - Aubigny CCD	8.790	10.056	1.266	14.40%
Rural Area Mill Rate - Sperling Urban CCD	10.714	11.973	1.259	11.75%
Rural Area Mill Rate - Sperling Rural CCD	8.821	10.088	1.267	14.36%
Low Farm Mill Rate	12.653	13.733	1.080	8.54%
Rosenort Mill Rate	11.579	12.701	1.122	9.69%
Aubigny Mill Rate	14.402	15.628	1.226	8.51%